


Optimized *Patency*
for Your *Portal Hypertension* Patients



PERFORMANCE through data

SUPERIOR
TIPS
PERFORMANCE



VIATORR®

TIPS ENDOPROSTHESIS



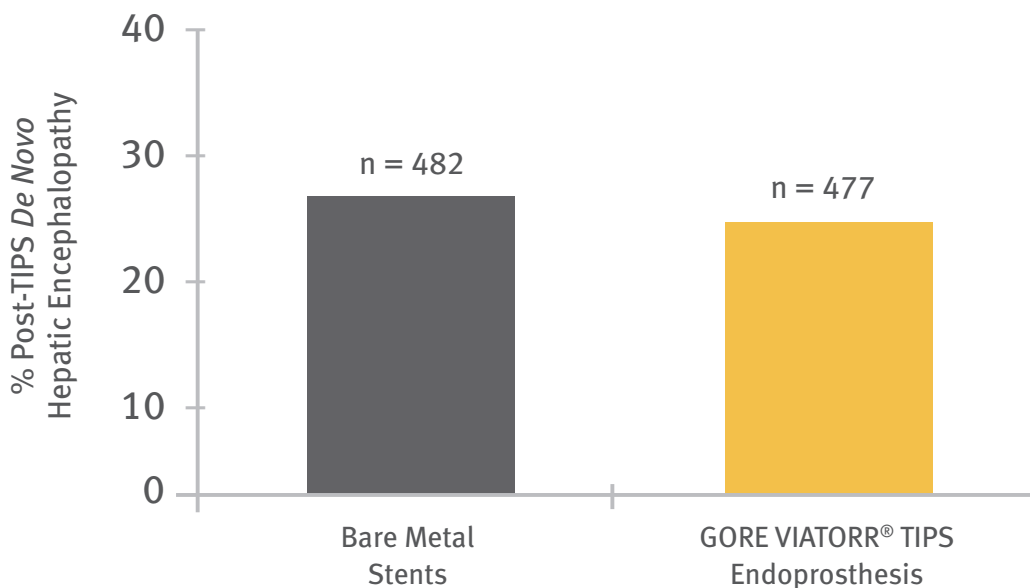
For your patients with portal hypertension, the GORE VIATORR® TIPS Endoprosthesis maintains significantly increased patency compared to bare metal stent alternatives. Highly effective in lowering portal pressure gradients in patients with refractory ascites and variceal bleeding, the GORE VIATORR® TIPS Endoprosthesis effectively treats patients over a longer period of time.

Two clinical studies were conducted in the United States to evaluate the GORE VIATORR® TIPS Endoprosthesis for use in *de novo* TIPS and TIPS revision. These studies demonstrated that primary patency of the GORE VIATORR® Device group was superior to that of the WALLSTENT® Device group ($p < 0.001$) at six months, with no significant differences in mortality or risk of encephalopathy*. Independent research since commercialization has yielded results that complement these original studies**.

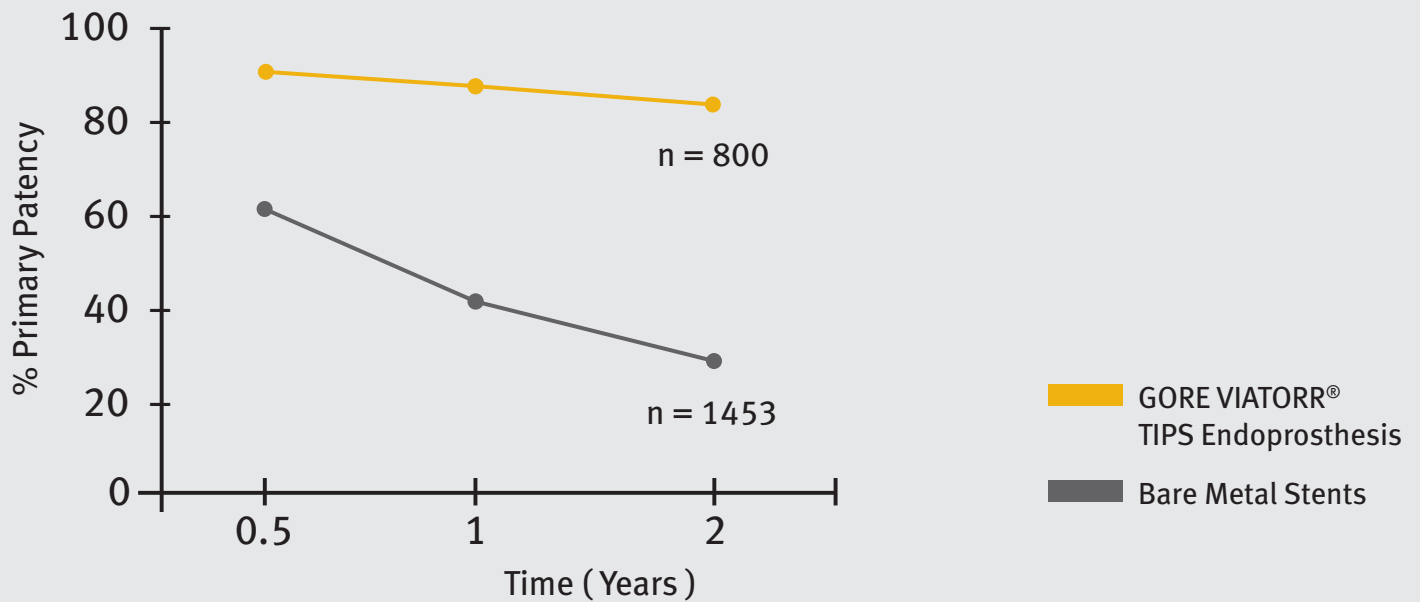
* On file with Gore PMA P040027

** Data on file

Post-TIPS *De Novo* Hepatic Encephalopathy^{1, 2, 4, 6, 7, 8, 10, 12, 15, 18, 19, 21}



Primary Patency¹⁻²⁵




GORE VIATORR® TIPS Endoprosthesis Primary Patency

YEAR	AUTHOR	N	PRIMARY PATENCY %		
			0.5 YEAR	1 YEAR	2 YEAR
2007	Bureau ¹	39			76
2006	Amarapurkar ²	11	90.9		
2006	Rossle ³	100		90	84
2006	Tripathi ⁴	157	93	92	89
2005	Barrio ⁵	20	100	100	
2005	Echenagusia ⁶	12		100	88.8
2005	Vignali ⁷	113	91.9	79.9	75.9
2004	Angeloni ⁸	32		76.3	
2004	Charon ⁹	100		84	
2004	Hausegger ¹⁰	71	87.4	80.8	
2004	Maleaux ¹¹	56		89.3	
2004	Rossi ¹²	53		83.8	
2002	Otal ¹³	20		80	
2001	Cejna ¹⁴	16	82		
Weighted Average			91.5	86.2	83.1

References

1. Bureau C, Pagan JCG, Layrargues GP, *et al.* Patency of stents covered with polytetrafluoroethylene in patients treated by transjugular intrahepatic portosystemic shunts: long term results of a randomized multicentre study. *Liver International* 2007;27(6):742-747
2. Amarapurkar DN, Punamiya S, Patel ND. An experience with covered transjugular intrahepatic portosystemic shunt for refractory ascites from western India. *Annals of Hepatology* 2006; 5(2):103-108.
3. Rössle M, Siegerstetter V, Euringer W, *et al.* The use of a polytetrafluoroethylene-covered stent graft for transjugular intrahepatic portosystemic shunt (TIPS): long-term follow-up of 100 patients. *Acta Radiologica* 2006;47(7):660-666.
4. Tripathi D, Ferguston J, Barkell H, *et al.* Improved clinical outcome with transjugular intrahepatic portosystemic stent-shunt utilizing polytetrafluoroethylene-covered stents. *European Journal of Gastroenterology & Hepatology* 2006;18(3):225-232.
5. José Barrio, Cristina Ripoll, Rafael Bañares, *et al.* Comparison of transjugular intrahepatic portosystemic shunt dysfunction in PTFE-covered stent-grafts versus bare stents. *European Journal of Radiology* 2005;55(1):120-124.
6. Echenagusia M, Rodriguez-Rosales G, Simo G, Camuñez F, Bañares R, Echenagusia A. Expanded PTFE-covered stent-grafts in the treatment of transjugular portosystemic shunt (TIPS) stenosis and occlusions. *Abdominal Imaging* 2005;30(6):750-754.
7. Vignali C, Bargellini I, Grosso M, *et al.* TIPS with expanded polytetrafluoroethylene-covered stent: results of an Italian multicenter study. *AJR. American Journal of Roentgenology* 2005;185(2):472-480.
8. Angeloni S, Merli M, Salvatori M, *et al.* Polytetrafluoroethylene-covered stent grafts for TIPS procedure: 1 year-patency and clinical results. *American Journal of Gastroenterology* 2004;99(2):280-285.
9. Charon J-P M, Alaeddin FH, Pimpalwar SA, *et al.* Results of a retrospective multicenter trial of the Viatorr expanded polytetrafluoroethylene-covered stent-graft for transjugular intrahepatic portosystemic shunt creation. *Journal of Vascular & Interventional Radiology* 2004;15(11):1219-1230.
10. Hausegger KA, Karnel F, Georgieva B, *et al.* Transjugular intrahepatic portosystemic shunt creation with the Viatorr expanded polytetrafluoroethylene-covered stent-graft. *Journal of Vascular & Interventional Radiology* 2004;15(3):239-248.
11. Maleux G, Nevens F, Wilmer A, *et al.* Early and long-term clinical and radiological follow-up results of expanded-polytetrafluoroethylene-covered stent-grafts for transjugular intrahepatic portosystemic shunt procedures. *European Radiology* 2004;14(10):1842-1850.
12. Rossi P, Salvatori FM, Fanelli F, *et al.* Polytetrafluoroethylene-covered nitinol stent-graft for transjugular intrahepatic portosystemic shunt creation: 3-year experience. *Radiology* 2004;231(3):820-830.
13. Otal P, Smayra T, Bureau C, *et al.* Preliminary results of a new expanded-polytetrafluoroethylene-covered stent-graft for transjugular intrahepatic portosystemic shunt procedures. *American Journal of Roentgenology* 2002;178(1):141-147.
14. Cejna M, Peck-Radosavljevic M, Thurnher SA, Hittmair K, Schoder M, Lammer J. Creation of transjugular intrahepatic portosystemic shunts with stent-grafts: initial experiences with a polytetrafluoroethylene-covered nitinol endoprosthesis. *Radiology* 2001;221(2):437-446.
15. Barange K, Péron JM, Imani K, *et al.* Transjugular intrahepatic portosystemic shunt in the treatment of refractory bleeding from ruptured gastric varices. *Hepatology* 1999;30(5):1139-1143.
16. Borsa JJ, Fontaine AB, Hoffer EK, *et al.* Retrospective comparison of the patency of Wallstents and Palmaz long-medium stents used for TIPS. Transjugular intrahepatic portosystemic shunts. *Cardiovascular & Interventional Radiology* 2000;23(5):332-339.
17. Clark TWI, Agarwal R, Haskal ZJ, Stavropoulos SW. The effect of initial shunt outflow position on patency of transjugular intrahepatic portosystemic shunts. *Journal of Vascular & Interventional Radiology* 2004;15(2)Part 1:147-152.
18. Escorsell A, Bañares R, García-Pagán JC, *et al.* TIPS versus drug therapy in preventing variceal rebleeding in advanced cirrhosis: a randomized controlled trial. *Hepatology* 2002;35(2):385-392.
19. Patel NH, Sasadeusz KJ, Seshadri R, *et al.* Increase in hepatic arterial blood flow after transjugular intrahepatic portosystemic shunt creation and its potential predictive value of postprocedural encephalopathy and mortality. *Journal of Vascular & Interventional Radiology* 2001;12(11):1279-1284.
20. Péron JM, Barange K, Otal P, *et al.* Transjugular intrahepatic portosystemic shunts in the treatment of refractory ascites: results in 48 consecutive patients. *Journal of Vascular & Interventional Radiology* 2000;11(9):1211-1216.
21. Shibata D, Brophy DP, Gordon FD, Anastopoulos HT, Sentovich SM, Bleday R. Transjugular intrahepatic portosystemic shunt for treatment of bleeding ectopic varices with portal hypertension. *Diseases of the Colon & Rectum* 1999;42(12):1581-1585.
22. ter Borg PC, Hollemans M, Van Buuren HR, *et al.* Transjugular intrahepatic portosystemic shunts: long-term patency and clinical results in a patient cohort observed for 3-9 years. *Radiology* 2004;231(2):537-545.
23. Tesdal IK, Filser T, Weiss C, Holm E, Dueber C, Jaschke W. Transjugular intrahepatic portosystemic shunts: adjunctive embolotherapy of gastroesophageal collateral vessels in the prevention of variceal rebleeding. *Radiology* 2005;236(1):360-367.
24. Tripathi D, Helmy A, Macbeth K, *et al.* Ten years' follow-up of 472 patients following transjugular intrahepatic portosystemic stent-shunt insertion at a single centre. *European Journal of Gastroenterology & Hepatology* 2004;16(1):9-18.
25. Zhuang ZW, Teng GJ, Jeffery RF, Gemery JM, Janne d'Othee B, Bettmann MA. Long-term results and quality of life in patients treated with transjugular intrahepatic portosystemic shunts. *AJR. American Journal of Roentgenology* 2002;179(6):1597-1603.

 Consult Instructions for Use

Indications for Use: The GORE VIATORR® TIPS Endoprosthesis is indicated for use in the *de novo* and revision treatment of portal hypertension and its complications such as variceal bleeding, gastropathy, refractory ascites, and / or hepatic hydrothorax. Refer to *Instructions for Use* at goremedical.com for a complete description of all contraindications, warnings, precautions and adverse events. 

Products listed may not be available in all markets.

WALLSTENT® is a registered trademark of Boston Scientific Corporation.

GORE, PERFORMANCE THROUGH DATA, VIATORR®, and designs are trademarks of W. L. Gore & Associates.

© 2008, 2009 W. L. Gore & Associates, Inc. AM0850-EN2 SEPTEMBER 2009



W. L. GORE & ASSOCIATES, INC.
Flagstaff, AZ 86004

+65.67332882 (Asia Pacific)
00800.6334.4673 (Europe)
800.437.8181 (United States)
928.779.2771 (United States)

goremedical.com