


# GORE® SEAMGUARD® Bioabsorbable Staple Line Reinforcement

Depicted with an ETHICON Endoscopic Stapler



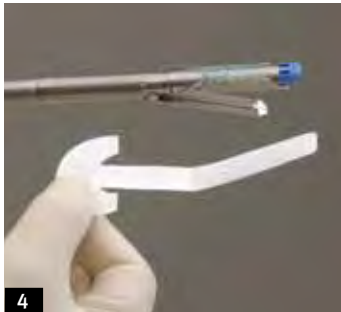
**1** Slide the GORE® SEAMGUARD® Bioabsorbable Staple Line Reinforcement Sleeve onto the cartridge jaw of the stapler, positioning the bioabsorbable material on the inside of the stapler jaw, and the TYVEK® insert on the outside of the stapler jaw.



**2** Slide the GORE® SEAMGUARD® Sleeve down the cartridge until all of the staple holes are covered with the bioabsorbable material.




**3** To remove the TYVEK insert, grasp the curved portion and pull to release it from the underlying tab.



**4** Orient the curved insert downward, parallel to the stapler shaft, and pull to remove it from the device. Discard the insert.



**5** Slide the GORE® SEAMGUARD® Sleeve onto the anvil jaw of the stapler, positioning the bioabsorbable material on the inside of the anvil jaw, and the TYVEK insert on the outside of the anvil jaw.



**6** Slide the GORE® SEAMGUARD® Sleeve down the anvil until all of the staple holes are covered with the bioabsorbable material.



**7** To remove the TYVEK insert, grasp the arrowed portion and pull to release it from the underlying tab.



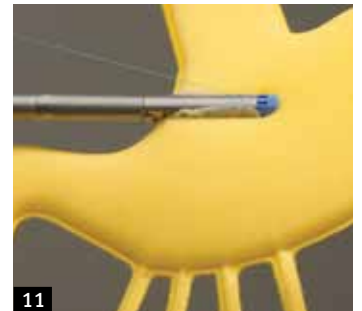
**8** Orient the arrowed insert downward, parallel to the stapler shaft, and pull to remove it from the device. Discard the insert.



**9** Examine the GORE® SEAMGUARD® Sleeve to ensure it fully covers the staple holes on both the anvil and cartridge. Reposition the sleeves if necessary.



**10** When closing and positioning the stapler, ensure that the suture material is not inside the stapler jaw.



**11** Before firing, pull the suture to release the GORE® SEAMGUARD® Sleeve from the stapler. Discard the suture. Fire the stapler.


STAPLING DEVICE	CARTRIDGE COLOR	CATALOGUE NUMBER
Ethicon Endo-Surgery ENDOPATH ETS45	White, Blue, Green	1BSGETS45 / 12BSGETS45*
Ethicon Endo-Surgery ENDOPATH ETS Flex45	White, Blue, Green	1BSGETS45 / 12BSGETS45*
Ethicon Endo-Surgery ENDOPATH ETS Flex60	White, Blue, Green	1BSGETS60 / 12BSGETS60*
Ethicon Endo-Surgery ENDOPATH EZ45	Blue, Green	1BSGEZ45 / 12BSGEZ45*
Ethicon Endo-Surgery ENDOPATH ECHELON 45	White, Blue, Gold, Green	1BSGEC45 / 12BSGEC45*
Ethicon Endo-Surgery ENDOPATH ECHELON 60	White, Blue, Gold, Green	1BSGEC60 / 12BSGEC60*
Ethicon Endo-Surgery ENDOPATH ECHELON Flex60	White, Blue, Gold, Green	1BSGEC60A / 12BSGEC60A*

\* Twelve packages per box

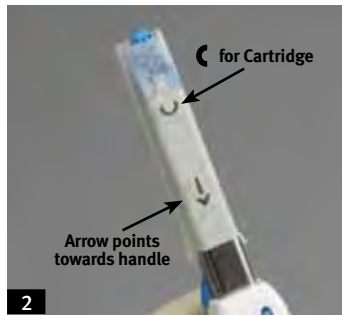


# GORE® SEAMGUARD® Bioabsorbable Staple Line Reinforcement


Depicted with an ETHICON Open Surgical Stapler



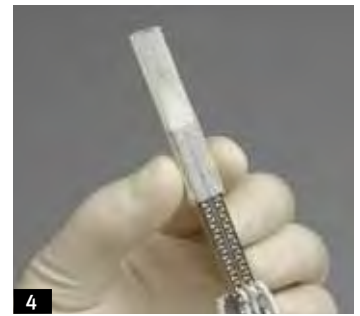
**1** Slide the product over the cartridge (like a sock) aligning the perforations with the edge of the cartridge. Identification marks should be opposite the cartridge.




**2** The arrow should be pointing toward the handle.



**3** Slide the product toward the handle until all staple holes are covered. Make sure the hole and pin are aligned.



**4** Slide the product over the anvil (like a sock) aligning the perforations with the edge of the anvil. Identification marks should be opposite the anvil.



**5** The arrow should be pointing toward the handle.



**6** Slide the product toward the handle until all staple divots are covered.



**7** Check that all of the staple holes and divots are covered.



**8** Move the stapler into position and close the stapler jaws. Visually inspect to ensure that the product did not shift. Fire the stapler.



**9** Prior to opening the stapler, grasp, remove, and discard the excess material from both the cartridge and anvil sides.



**10** GORE® SEAMGUARD® Bioabsorbable Staple Line Reinforcement is engineered to reduce perioperative leaks and bleeding.

STAPLING DEVICE	CATALOGUE NUMBER
ETHICON Endo-Surgery Proximate 55 (Staplers: TLC55, TCT55; Reloads: TCR55, TRT55)	10BSGPROX55 / 12OBSGPROX55*
ETHICON Endo-Surgery Proximate 75 (Staplers: TLC75, TCT75, TCD75; Reloads: TCR75, TRT75, TRD75)	10BSGPROX75 / 12OBSGPROX75*
ETHICON Endo-Surgery Proximate 100 (Staplers: TLC10, TCT10; Reloads: TCR10, TRT10)	10BSGPROX100 / 12OBSGPROX100*

\* Twelve packages per box

**W. L. GORE & ASSOCIATES, INC.**  
Flagstaff, AZ 86004

+65.67332882 (Asia Pacific)  
00800.6334.4673 (Europe)  
800.437.8181 (United States)  
928.779.2771 (United States)

[goremedical.com](http://goremedical.com)

ETHICON, ENDOPATH, and ECHELON are trademarks of Johnson & Johnson Corporation. TYVEK is a registered trademark of E. I. du Pont de Nemours and Company.

Product(s) listed may not be available in all markets pending regulatory clearance. GORE®, SEAMGUARD®, and designs are trademarks of W. L. Gore & Associates. © 2003, 2004, 2005, 2006, 2007, 2008, 2010, 2011 W. L. Gore & Associates, Inc. AM2902-EN4 OCTOBER 2011

