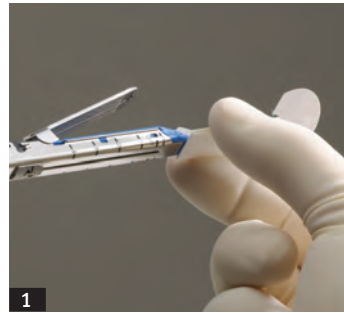
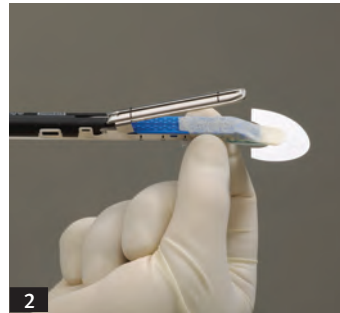


GORE® SEAMGUARD® Bioabsorbable Staple Line Reinforcement

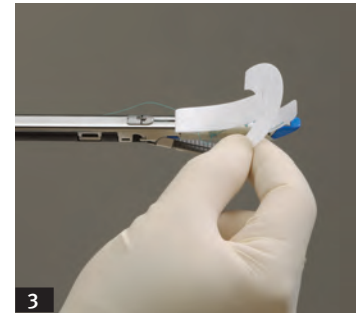
Depicted with a COVIDIEN Autosuture Endoscopic Stapler



Slide the GORE® SEAMGUARD® Bioabsorbable Staple Line Reinforcement Sleeve onto the cartridge jaw of the stapler, positioning the bioabsorbable material on the inside of the stapler jaw, and the TYVEK® insert on the outside of the stapler jaw.



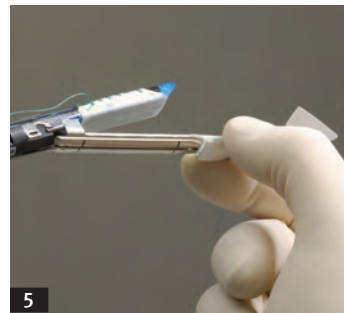
Slide the GORE® SEAMGUARD® Sleeve down the cartridge until all of the staple holes are covered with the bioabsorbable material.



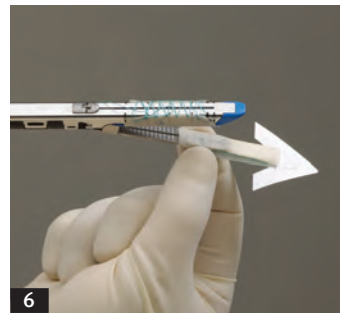
To remove the TYVEK® insert, grasp the curved portion and pull to release it from the underlying tab.



Orient the curved insert downward, parallel to the stapler shaft, and pull to remove it from the device. Discard the insert.



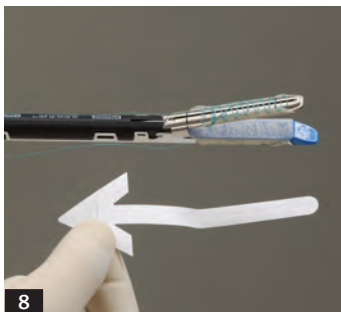
Slide the GORE® SEAMGUARD® Sleeve onto the anvil jaw of the stapler, positioning the bioabsorbable material on the inside of the anvil jaw, and the TYVEK® insert on the outside of the anvil jaw.




Slide the GORE® SEAMGUARD® Sleeve down the anvil until all of the staple holes are covered with the bioabsorbable material.



To remove the TYVEK® insert, grasp the arrowed portion and pull to release it from the underlying tab.



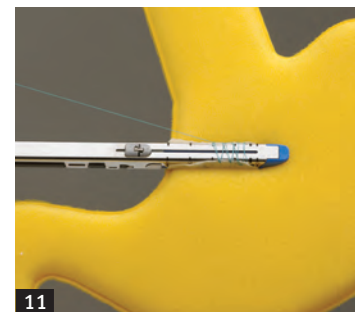
Orient the arrowed insert downward, parallel to the stapler shaft, and pull to remove it from the device. Discard the insert.



Examine the GORE® SEAMGUARD® Sleeve to ensure it fully covers the staple holes on both the anvil and cartridge. Reposition the sleeves if necessary.



When closing and positioning the stapler, ensure that the suture material is not inside the stapler jaw.



Before firing, pull the suture to release the GORE® SEAMGUARD® Sleeve from the stapler. Discard the suture. Fire the stapler.

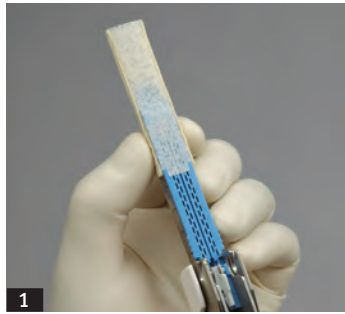
| STAPLING DEVICE | CARTRIDGE COLOR | CATALOGUE NUMBER |
|---|-----------------|---------------------------|
| USS Endo GIA Universal Straight 45 or Reticulating 45 | White, Blue | 1BSGUSS45B / 12BSGUSS45B* |
| USS Endo GIA Universal Straight 45 or Reticulating 45 | Green | 1BSGUSS45G / 12BSGUSS45G* |
| USS Endo GIA Universal Straight 60 or Reticulating 60 | White, Blue | 1BSGUSS60B / 12BSGUSS60B* |
| USS Endo GIA Universal Straight 60 or Reticulating 60 | Green | 1BSGUSS60G / 12BSGUSS60G* |

* Twelve packages per box

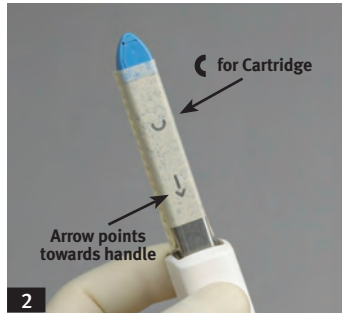


GORE® SEAMGUARD® Bioabsorbable Staple Line Reinforcement


Depicted with a COVIDIEN Autosuture Open Surgical Stapler




1 Slide the product over the cartridge (like a sock) aligning the perforations with the edge of the cartridge. Identification marks should be opposite the cartridge.



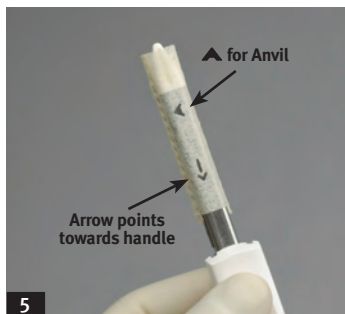
2 The arrow should be pointing toward the handle.



3 Slide the product toward the handle until all staple holes are covered.




4 Slide the product over the anvil (like a sock) aligning the perforations with the edge of the anvil. Identification marks should be opposite the anvil.



5 The arrow should be pointing toward the handle.



6 Slide the product toward the handle until all staple divots are covered.




7 Check that all of the staple holes and divots are covered.



8 Move the stapler into position and close the stapler jaws. Visually inspect to ensure that the product did not shift. Fire the stapler.



9 Prior to opening the stapler, grasp, remove, and discard the excess material from both the cartridge and anvil sides.



10 GORE® SEAMGUARD® Bioabsorbable Staple Line Reinforcement is engineered to reduce perioperative leaks and bleeding.

| STAPLING DEVICE | CATALOGUE NUMBER |
|--|-----------------------------|
| Autosuture GIA DST60 (Stapler: GIA6038S; Reload: GIA6038L) (Stapler: GIA6048S; Reload: GIA6048L) | 10BSGDST60/120BSGDST60* |
| Autosuture GIA DST80 (Stapler: GIA8038S; Reload: GIA8038L) (Stapler: GIA8048S; Reload: GIA8048L) | 10BSGDST80/120BSGDST80* |
| Autosuture GIA DST 100 (Stapler: GIA10038S; Reload: GIA10038L) (Stapler: GIA10048S; Reload: GIA10048L) | 10BSGDST100 / 120BSGDST100* |

* Twelve packages per box

W. L. GORE & ASSOCIATES, INC.
Flagstaff, AZ 86004

+65.67332882 (Asia Pacific)
00800.6334.4673 (Europe)
800.437.8181 (United States)
928.779.2771 (United States)

goremedical.com

COVIDIEN is a trademark of Covidien AG. AUTOSUTURE and GIA are trademarks of Tyco Healthcare Group LP.
ENDO GIA is a trademark of United States Surgical Corporation.
TYVEK is a trademark of E. I. du Pont de Nemours and Company.

Product(s) listed may not be available in all markets pending regulatory clearance.
GORE®, SEAMGUARD®, and designs are trademarks of W. L. Gore & Associates.
© 2003, 2004, 2005, 2006, 2007, 2008, 2010 W. L. Gore & Associates, Inc. AM2903-EN2 JUNE 2010

