

## How the GORE® VIABAHN® Endoprosthesis with PROPATEN Bioactive Surface changed the natural history of a rapidly failing arteriovenous (AV) access circuit

*Case submitted by Minneapolis vascular physicians*

### Challenges:

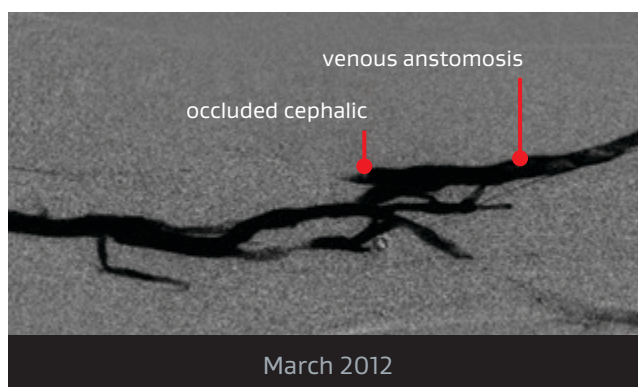
- Severe stenosis across the elbow of a 78-year-old patient
- A rapidly failing forearm loop graft that thrombosed three times over a 40-day period
- The graft worked well for nearly two years before the first of the three thrombosis events

**First intervention:** Declot and percutaneous transluminal angioplasty (PTA) was chosen to treat the thrombosed graft.

#### Declot and PTA procedure:

- The thrombosed graft was secondary to a severe venous anastomotic stenosis.
- The circuit had been working well for nearly two years.

**Result:** Nice angiographic result initially with restored flow, however, the patient returned 12 days later with a clotted graft.

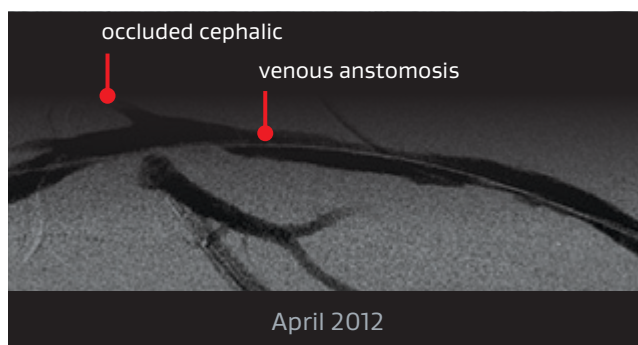


**Second intervention:** Declot and PTA was chosen again to treat the thrombosed graft.

#### Declot and PTA procedure:

- Only 12 days passed after the first intervention.
- Patient again presented with thrombosed graft secondary to severe venous anastomotic stenosis.

**Result:** Nice angiographic result achieved with restored flow, however, the patient returned 28 days later with a clotted graft.



### Third intervention: A GORE® VIABAHN® Device placed across the elbow to treat recurrent severe venous anastomotic stenosis.

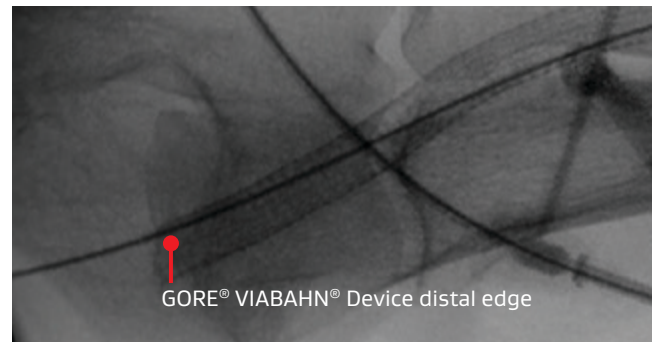
#### The GORE® VIABAHN® Device procedure:

- Placed the GORE® VIABAHN® Device across the elbow instead of abandoning circuit.

#### Treatment rationale:

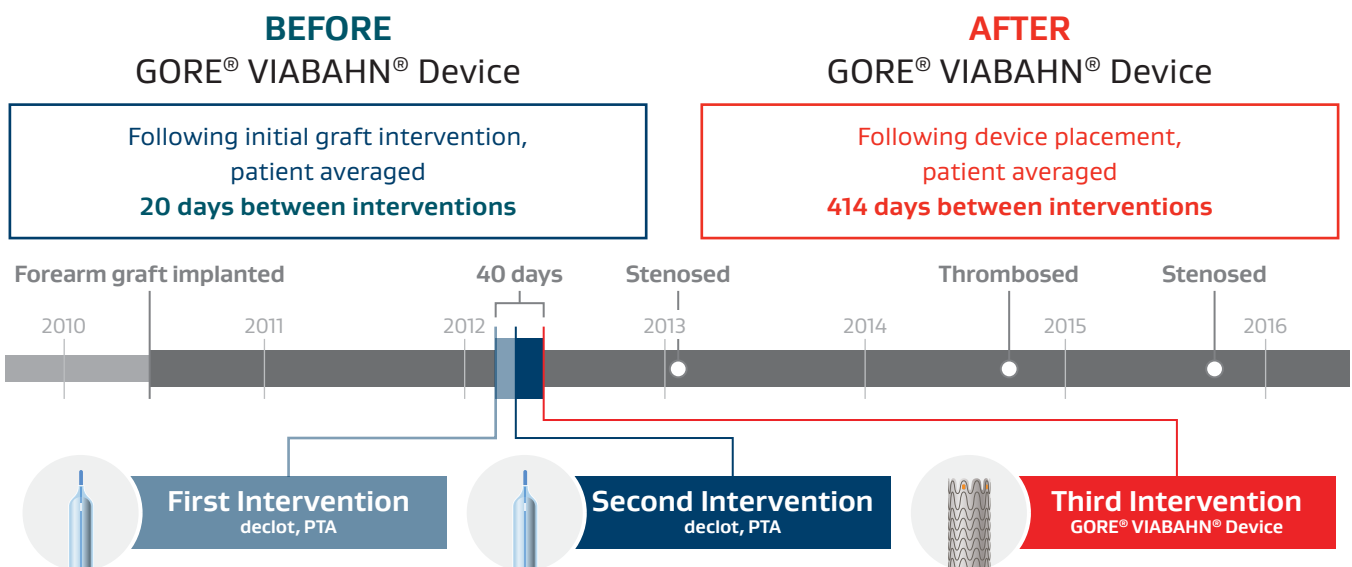
- Accurate deployment of the GORE® VIABAHN® Device allows for treatment of stenosis across elbow while saving upper arm real estate.

**Results:** Nice angiographic result. Flow was restored. Accurate deployment left open the possibility of upper arm fistula. Long term, the GORE® VIABAHN® Device broke the clotting cycle of this graft. The patient returned for three interventions (two PTA of stenosis and one declog) from May 2012 to January 2016, with an average of **414 days** between interventions.



### Case takeaways

Placing the GORE® VIABAHN® Device across the elbow extended the life of the graft without sacrificing the opportunity for an upper arm access.



The outcomes and observations reported are based on individual case experience and the patients treated. The steps described here may not be complete and are not intended to be a replacement for the *Instructions for Use* or the education, training and professional judgment of healthcare providers (HCPs). HCPs remain solely responsible for making decisions about patient care and the use of medical technologies.

Consult Instructions  
for Use  
[eifu.goremedical.com](http://eifu.goremedical.com)

Refer to *Instructions for Use* at [eifu.goremedical.com](http://eifu.goremedical.com) for a complete description of all applicable indications, warnings, precautions and contraindications for the markets where this product is available. Rx only  
Products listed may not be available in all markets.

CBAS is a trademark of Carmeda AB, a wholly owned subsidiary of W. L. Gore & Associates, Inc.

GORE, *Together, improving life*, PROPATEN, VIABAHN and designs are trademarks of W. L. Gore & Associates.  
© 2023 W. L. Gore & Associates GmbH 231291484-EN NOVEMBER 2023

W. L. Gore & Associates, Inc.  
[goremedical.com](http://goremedical.com)

Asia Pacific +65 6733 2882 Australia/New Zealand 1800 680 424 Europe 00800 6334 4673  
United States Flagstaff, AZ 86003 800 437 8181 928 779 2771

