


## INSTRUCTIONAL LOADING CARD



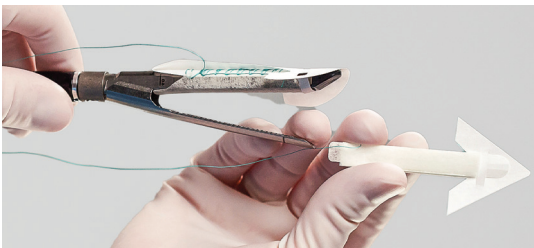
Cartridge sleeve



Anvil sleeve

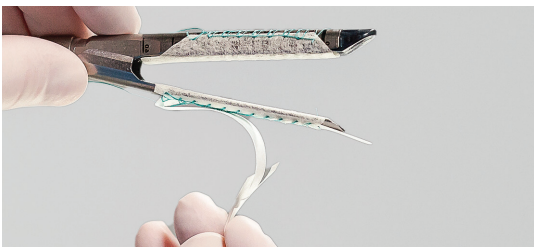
This product has been designed to be used with the stapler types listed on the product labeling. If used with other staplers not identified on the product labeling, potential problems include but are not limited to:

- The device may not fit the stapler jaw, resulting in difficulty in loading, positioning, conforming to the stapler jaw, or releasing the GORE® SEAMGUARD® Bioabsorbable Staple Line Reinforcement material.
- All of the staple holes and divots within stapler's tissue resection area may not be covered.
- Proper staple formation may be affected if there is insufficient staple size.



1

Slide the GORE® SEAMGUARD® Reinforcement sleeves onto the appropriate stapler jaws. Position the bioabsorbable material on the inside of the stapler jaws, ensuring all of the staple holes and divots along both sides of the transection blade path are covered with the bioabsorbable material.



2

To remove the TYVEK® inserts, grasp the curved or arrowed TYVEK® sections and pull to separate from the underlying tabs. Orient the TYVEK® insert parallel to the stapler shaft. Pull the insert to remove it from the device.



3

After stapler insertion, confirm the GORE® SEAMGUARD® Bioabsorbable Reinforcement still fully covers all the staple holes and divots. Ensure that the suture material is not inside the stapler jaw when positioning and closing the stapler. Before firing, pull the suture to release the GORE® SEAMGUARD® Reinforcement devices from the stapler jaws and discard suture. Fire the stapler.

### NOTE:

- The order of cartridge and anvil loading may be altered to suit the preference of the clinician. In addition, the clinician may prefer to separate the TYVEK® insert from the underlying tab prior to inserting onto the stapler.
- To facilitate removal of the TYVEK® inserts, the clinician may choose to load both GORE® SEAMGUARD® Sleeves onto the stapler jaws, close the stapler jaws, then remove the TYVEK® inserts.

# Designed to work with a variety of staplers

## Configured for endoscopic staplers

Stapling device	Cartridge color	Catalogue number
ETHICON ECHELON ENDOPATH® 45 Stapler	White, blue, green, gold	1BSGEC45E 12BSGEC45E*
ETHICON ECHELON ENDOPATH® 60 Stapler	White, blue, gold, green, black	1BSGEC60E 12BSGEC60E*
ETHICON ENDOPATH® EZ 45 Stapler	Blue, green	1BSGEZ45E 12BSGEZ45E*
ETHICON ENDOPATH® ETS Flex 45 Stapler	White, blue, green	1BSGETS45E 12BSGETS45E*
ETHICON ENDOPATH® ETS Flex 60 Stapler	White, blue, green	1BSGETS60E 12BSGETS60E*
ETHICON ECHELON FLEX 45 ENDOPATH® Stapler	White, blue, gold, green	1BSGEC45E 12BSGEC45E*
ETHICON ECHELON FLEX 60 ENDOPATH® Stapler	White, blue, gold, green, black	1BSGEC60AE 12BSGEC60AE*
MEDTRONIC ENDO GIA Universal Reticulator 45 Stapler	White, blue	1BSGUSS45BE 12BSGUSS45BE*
MEDTRONIC ENDO GIA Universal Reticulator 45 Stapler	Green	1BSGUSS45GE 12BSGUSS45GE*
MEDTRONIC ENDO GIA Universal Reticulator 60 Stapler	White, blue	1BSGUSS60BE 12BSGUSS60BE*
MEDTRONIC ENDO GIA Universal Reticulator 60 Stapler	Green	1BSGUSS60GE 12BSGUSS60GE*

### Configured specifically for the MEDTRONIC ENDO GIA Reloads with TRI-STAPLE Technology

MEDTRONIC ENDO GIA Ultra Universal Stapler	Purple	1BSGTRI45PE 12BSGTRI45PE*
MEDTRONIC ENDO GIA Ultra Universal Stapler	Purple	1BSGTRI60PE 12BSGTRI60PE*
MEDTRONIC ENDO GIA Ultra Universal Stapler	Black	1BSGTRI45BE 12BSGTRI45BE*
MEDTRONIC ENDO GIA Ultra Universal Stapler	Black	1BSGTRI60BE 12BSGTRI60BE*

\* Twelve packages per box.

 Consult Instructions  
for Use  
[eifu.goremedical.com](http://eifu.goremedical.com)

Refer to *Instructions for Use* at [eifu.goremedical.com](http://eifu.goremedical.com) for a complete description of all applicable indications, warnings, precautions and contraindications for the markets where this product is available. ℞ only

Products listed may not be available in all markets.

ETHICON, ECHELON FLEX and ENDOPATH are trademarks of Ethicon, Inc. a Johnson & Johnson Company.  
MEDTRONIC, ENDO GIA and TRI-STAPLE are trademarks of Medtronic, Inc.

GORE, *Together, Improving life*, SEAMGUARD and designs are trademarks of W. L. Gore & Associates.  
© 2023 W. L. Gore & Associates GmbH 231146900-EN AUGUST 2023

**W. L. Gore & Associates, Inc.**  
[goremedical.com](http://goremedical.com)

**Asia Pacific** +65 67332882 **Europe** 00800 6334 4673  
**United States** Flagstaff, AZ 86003 800 437 8181 928 779 2771

