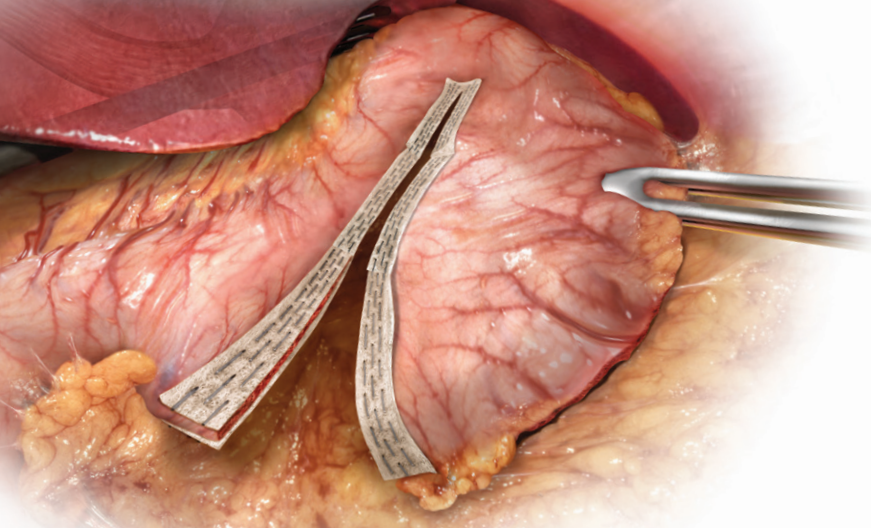


20 Years *of clinical history.*

**MINIMIZING COMPLICATIONS,
MAXIMIZING OUTCOMES.**

Partner with a proven leader in reducing risks and raising the standard for bariatric and hiatal / paraesophageal hernia surgery.

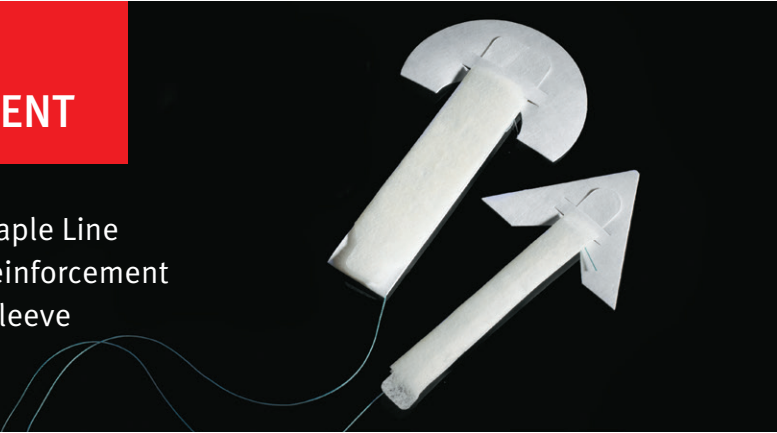




In clinical studies and in practice, the performance of GORE® SEAMGUARD® Staple Line Reinforcement has not only reduced risks, but also resulted in significant cost savings by **minimizing complications and maximizing positive patient outcomes.**

**GORE® SEAMGUARD®
STAPLE LINE REINFORCEMENT**

GORE® SEAMGUARD® Bioabsorbable Staple Line Reinforcement is the only* staple line reinforcement proven to significantly reduce leaks in sleeve gastrectomy procedures.



While providing added strength to the staple line during the critical healing process, GORE® SEAMGUARD® Bioabsorbable Staple Line Reinforcement is gradually absorbed, usually within six to seven months, which eliminates risk of a prolonged inflammatory response.

More than 3 million GORE® SEAMGUARD® Devices have been implanted.

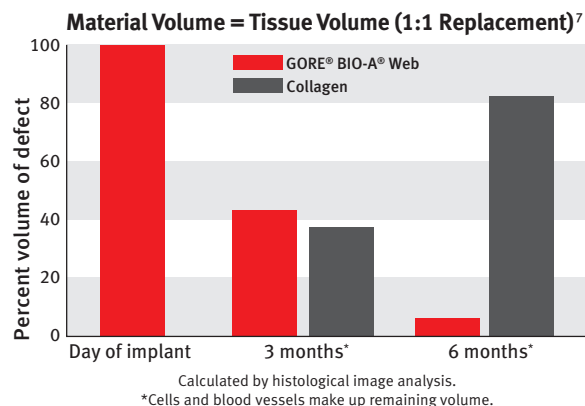
Reducing financial risk:
Avoids the potential cost of treating leaks.

	REDUCE LEAKS	REDUCE BLEEDING
WITH GORE® SEAMGUARD® Bioabsorbable Staple Line Reinforcement	0.67% ^{1,2}	<ul style="list-style-type: none"> • Significantly lower mean blood loss³ • NO postoperative hemorrhages⁴
Other reinforcement options	2.60% ^{1,2}	<ul style="list-style-type: none"> • Higher mean blood loss³ • Lower postoperative hemoglobin⁵

*Considering all systematic reviews and meta-analysis of published articles only, that distinguish between types of staple line reinforcement.

“Since we started using [GORE® SEAMGUARD® Bioabsorbable Staple Line Reinforcement], we have no complications in relation to stomach section bleeding.”⁶

With our bioabsorbable technology, the patient's own cells migrate into the 3D scaffold and begin generating vascularized soft tissue within one to two weeks. The GORE® BIO-A® Web component gradually is absorbed, usually in six to seven months, and replaced by the patient's own type I collagen.



GORE® BIO-A® TISSUE REINFORCEMENT

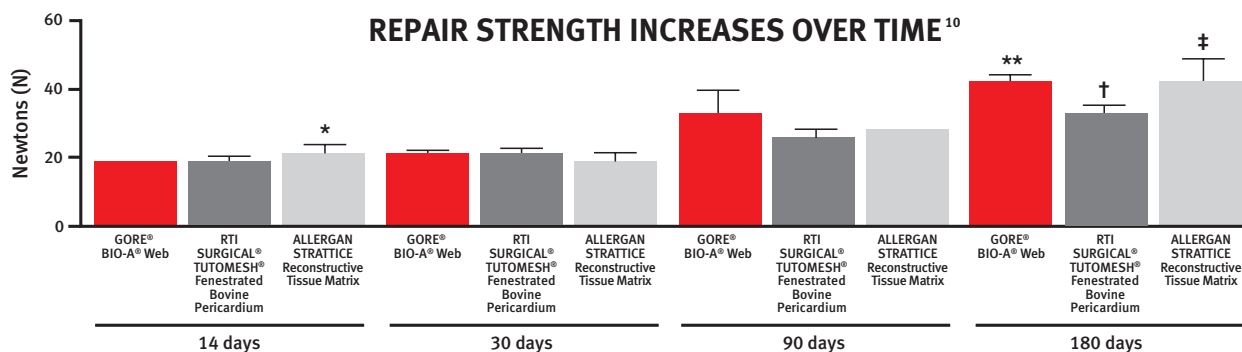
GORE® BIO-A® Tissue Reinforcement is an innovative 3D bioabsorbable scaffold for soft tissue reinforcement that is designed to support generation of quality tissue fast.



For hiatal / paraesophageal hernia repairs, more than 81,000 GORE® BIO-A® Tissue Reinforcement devices have been sold. In addition, clinical literature cites more than 1000 repairs that show GORE® BIO-A® Tissue Reinforcement is an excellent choice in soft tissue repair.⁸ The hiatal hernia configured device is ideal for reinforcement of a concomitant hiatal hernia during sleeve gastrectomies.

Reported experience performing hiatal hernia repair in combination with sleeve gastrectomies led to the following observations⁹

- Excess weight loss (EWL) in patients undergoing hiatal hernia repair was significantly higher at six months compared to patients undergoing sleeve gastrectomies alone
- Improvement in patient reported gastroesophageal reflux disease (GERD) symptoms
- High patient satisfaction post-operatively



The results (Newtons) were expressed as the mean ± SEM at 14, 30, 90 and 180 days post-implantation. GORE® BIO-A® Web: **, vs. 14 days and 30 days (P<0.01). RTI SURGICAL®TUTOMESH® Fenestrated Bovine Pericardium: *, vs. 90 days (P<0.01); †, vs. 14 days and 90 days (P<0.05) and 30 days (P<0.01). ST (ALLERGAN STRATTICE Reconstructive Tissue Matrix): ‡, vs. 14 days and 30 days (P<0.05).

GORE® BIO-A® Tissue Reinforcement has low recurrence rates when used in hiatal hernia repair.^{11,12,13}

References

1. Gagner M, Buchwald JN. Comparison of laparoscopic sleeve gastrectomy leak rates in four staple-line reinforcement options: a systematic review. *Surgery for Obesity & Related Diseases* 2014;10(4):713-723.
2. Gagner M, Brown M. Update on sleeve gastrectomy leak rate with the use of reinforcement. *Obesity Surgery* 2016;26(1):146-150.
3. Consten, ECJ, Gagner M, Pomp A, Inabnet WB. Decreased bleeding after laparoscopic sleeve gastrectomy with or without duodenal switch for morbid obesity using a stapled buttressed absorbable polymer membrane. *Obesity Surgery* 2004;14(10):1360-1366.
4. Durmush EK, Ermerak G, Durmush D. Short-term outcomes of sleeve gastrectomy for morbid obesity: does staple line reinforcement matter? *Obesity Surgery* 2014;24(7):1109-1116.
5. Miller KA, Pump A. Use of bioabsorbable staple reinforcement material in gastric bypass: a prospective randomized clinical trial. *Surgery for Obesity & Related Diseases* 2007;3(4):417-422.
6. Rodríguez Velasco G, Mendía Conde E, Peromingo Fresneda R, *et al.* Use of Seamguard in laparoscopic gastric bypass to decrease postsurgical bleeding. Abstract presented at the 9th SECO Congress (Spanish Society for the Surgery of Obesity); March 7-9, 2007; Getafe-Madrid. *Obesity Surgery* 2007;17(2):282.
7. Morales-Conde S, Flores M, Fernández V, Morales-Méndez S. Bioabsorbable vs polypropylene plug for the "Mesh and Plug" inguinal hernia repair. Poster presented at the 9th Annual Meeting of the American Hernia Society; February 9-12, 2005; San Diego, CA.
8. Data on file, W. L. Gore & Associates, Inc; Flagstaff, AZ.
9. Chaar M, Ezeji G, Claros L, Miletics M, Stolfus J. Short-term results of laparoscopic sleeve gastrectomy in combination with hiatal hernia repair: experience in a single accredited center. *Obesity Surgery* 2016;26(1):68-76.
10. Pascual G, Sotomayor S, Rodríguez M, Pérez-Köhler B, Bellón JM. Repair of abdominal wall defects with biodegradable laminar prostheses: polymeric or biological? *PLoS One* 2012;7(12):e52628.
11. Birk D, von Heesen M. Tissue reinforcement with Gore BioA in large hiatal hernias. A prospective clinical study. Abstract presented at the 15th Annual Hernia Repair Meeting; March 13-16, 2013; Orlando, FL. *Hernia* 2013;17(Supplement 1):S85.
12. Massullo JM, Singh TP, Dunning WJ, Binetti BR. Preliminary study of hiatal hernia repair using polyglycolic acid: trimethylene carbonate mesh. *Journal of the Society of Laparoendoscopic Surgeons* 2012;16(1):55-59.
13. Jethwa P, Sriskandarajah K, James A. Laparoscopic hiatus hernia repair with Gore Bio-A Mesh: a pilot study. Abstract presented at the 33rd International Congress of the European Hernia Society; May 10-13, 2011; Ghent, Belgium. *Hernia* 2011;15(Supplement 2):S60. Abstract P-076.

Contact your Gore Associate at

**888.686.4673 or visit
goremedical.com**

*for more information on how these products can optimize your
bariatric and hiatal / paraesophageal hernia repair surgeries.*



W. L. GORE & ASSOCIATES, INC.

Flagstaff, AZ 86004

+65.67332882 (Asia Pacific)

800.437.8181 (United States)

00800.6334.4673 (Europe)

928.779.2771 (United States)

goremedical.com

Refer to *Instructions for Use* for a complete description of all warnings, precautions, and contraindications. 

Products listed may not be available in all markets.

ALLERGAN® and STRATTICE are trademarks of Allergan, Inc. RTI SURGICAL® and TUTOMESH® are trademarks of RTI Surgical, Inc.

GORE®, BIO-A®, SEAMGUARD®, and designs are trademarks of W. L. Gore & Associates.

© 2018 W. L. Gore & Associates, Inc. AW0865-EN2 JUNE 2018