

SETTING A STANDARD OF CONFORMABILITY

Even though it's a common term, there are varying degrees of conformability

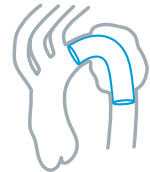
"A device achieves conformability with a combination of radial force, device flexibility and spring-back force."* — Dittmar Böckler, M.D.



Low tendency to spring back



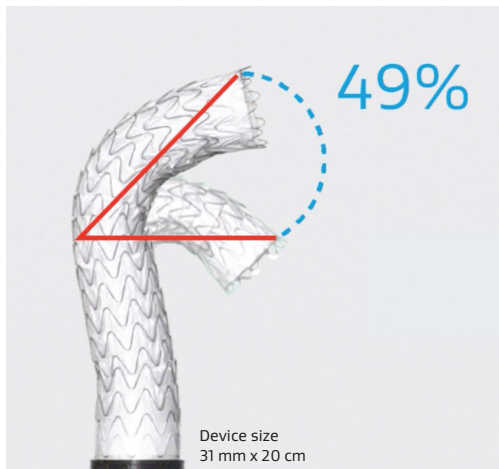
Exceptional flexibility while maintaining an open lumen



Designed to adapt to the anatomy

Why all TEVAR devices are not the same

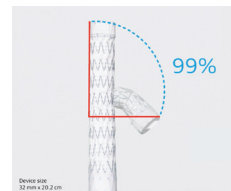
The GORE® TAG® Conformable Thoracic Stent Graft with ACTIVE CONTROL System exhibited exceptional conformability based on results of spring-back analysis.†



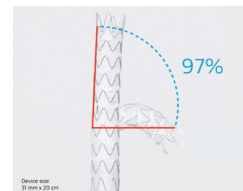
GORE® TAG® Conformable Thoracic Stent Graft with ACTIVE CONTROL System



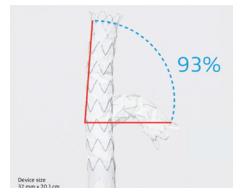
MEDTRONIC VALIANT® Thoracic Stent Graft with CAPTIVA® Delivery System



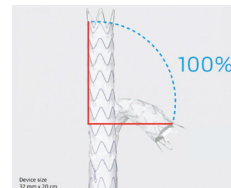
COOK® ZENITH® TX2® TAA Endovascular Graft



TERUMO® RELAY®Pro Thoracic Stent-Graft



COOK® ZENITH® ALPHA Thoracic Stent Graft



TERUMO® RELAY®PLUS Thoracic Stent-Graft

Bench-top evaluations are intended to demonstrate relative physical characteristics and may not correlate to clinical results.


* Böckler D, Müller-Eschner M, von Tengg-Kobligk H, Bischoff MS. Conformability in aortic type B dissection. *Endovascular Today* 2014;13(2)Supplement:8-11. <https://evtoday.com/articles/2014-feb-supplement/conformability-in-aortic-type-b-dissection>.

† All devices were tested under equivalent situations. Complete information and data are on file.

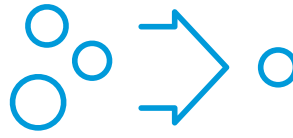
Conformability matters

Boufi *et al.*¹ states that conformability implies adequacy of contact between the device and landing zone. Adverse events such as **compression failures** and **Type 1 endoleak** have been associated with inadequate conformability.^{2,3}

Proven outcomes of GORE® TAG® Conformable Thoracic Stent Graft



Device compressions⁴



Low incidence
of Type 1 endoleaks⁵



Fractures⁶

Experience conformability in action »

References

1. Risk Factor Analysis of Bird Beak Occurrence after Thoracic Endovascular Aortic Repair. Boufi, M. *et al. European Journal of Vascular and Endovascular Surgery*, Volume 50, Issue 1, 37 - 43.
2. Incidence and outcomes after infolding or collapse of thoracic stent grafts Kasirajan, Karthikeshwar *et al. Journal of Vascular Surgery*, Volume 55, Issue 3, 652 - 658.
3. New C-TAG device overcome of compression events K. Kasirajan *Journal of Cardiovascular Surgery*, Volume 53, No. 2, 169-172.
4. OP869 Farber MA, Krishnasastri KV, Desai N, Starnes BW, Matsumura JS, Tohill BC; TAG 08-02 Clinical Trial Investigators. Five-year outcomes with Conformable GORE® TAG® endoprosthesis used in traumatic aortic transections. *Annals of Thoracic Surgery*. In press. <https://www.sciencedirect.com/science/article/pii/S0003497521010134>
5. OP871 Jordan WD, Desai N, Letter AJ, Matsumura JS. Long-term outcomes of the CTAG thoracic endograft in a prospective multicenter trial. *Journal of Vascular Surgery* 2021;74(5):1491-1498. <https://www.sciencedirect.com/science/article/pii/S0741521421007485>
6. W. L. Gore & Associates. Evaluation of the GORE Conformable TAG® Thoracic Endoprosthesis for Treatment of Acute Complicated Type B Aortic Dissection. Bethesda, MD: National Library of Medicine; 2009. NLM Identifier: NCT00908388. Published May 25, 2009. Updated October 27, 2017. Accessed March 1, 2022. Available from: <https://clinicaltrials.gov/ct2/show/NCT00908388>



Consult Instructions
for Use
eifu.goremedical.com

INDICATIONS FOR USE IN THE U.S.: The GORE® TAG® Thoracic Endoprosthesis is intended for endovascular repair of all lesions of the descending thoracic aorta, including: Isolated lesions in patients who have appropriate anatomy, including: adequate iliac/femoral access, aortic inner diameter in the range of 16–42 mm, ≥ 20 mm non-aneurysmal aorta proximal and distal to the lesion; Type B dissections in patients who have appropriate anatomy, including: adequate iliac/femoral access, ≥ 20 mm landing zone proximal to the primary entry tear; proximal extent of the landing zone must not be dissected, diameter at proximal extent of proximal landing zone in the range of 16–42 mm. **CONTRAINDICATIONS:** Patients with known sensitivities or allergies to the device materials; patients who have a condition that threatens to infect the graft. Refer to *Instructions for Use* at goremedical.com for a complete description of all warnings, precautions, and adverse events. Rx Only

INDICATIONS FOR USE UNDER CE MARK: The GORE® TAG® Conformable Thoracic Stent Graft is indicated for endovascular repair of all lesions of the descending thoracic aorta, including isolated lesions, such as aneurysm and traumatic transection, and Type B dissections. **CONTRAINDICATIONS:** Patients with known sensitivities or allergies to the device materials; patients with a systemic infection who may be at increased risk of endovascular graft infection. Refer to *Instructions for Use* at eifu.goremedical.com for a complete description of all applicable indications, warnings, precautions and contraindications for the markets where this product is available. Rx Only

Products listed may not be available in all markets.

COOK, ZENITH and TX2 are trademarks of Cook Medical, Inc. MEDTRONIC, VALIANT and CAPTIVA are trademarks of Medtronic, Inc. TERUMO and RELAY are trademarks of Terumo Corporation.

GORE, *Together, improving life*, ACTIVE CONTROL, TAG and designs are trademarks of W. L. Gore & Associates.

© 2022 W. L. Gore & Associates, Inc. 22616395-EN AUGUST 2022

W. L. Gore & Associates, Inc.
goremedical.com

Asia Pacific +65 67332882 Australia/New Zealand 1800 680 424 Europe 00800 6334 4673
United States Flagstaff, AZ 86004 800 437 8181 928 779 2771

