


Get in cancer's way.



VIABIL®

BILIARY
ENDOPROSTHESIS

FOR THE TREATMENT OF
MALIGNANT BILIARY STRICTURES

GORE VIABIL®

"This stent offers an advance in the expanding metal stent technology, the anchoring system prevents migration in either direction, and no direct ingrowths have occurred to date."

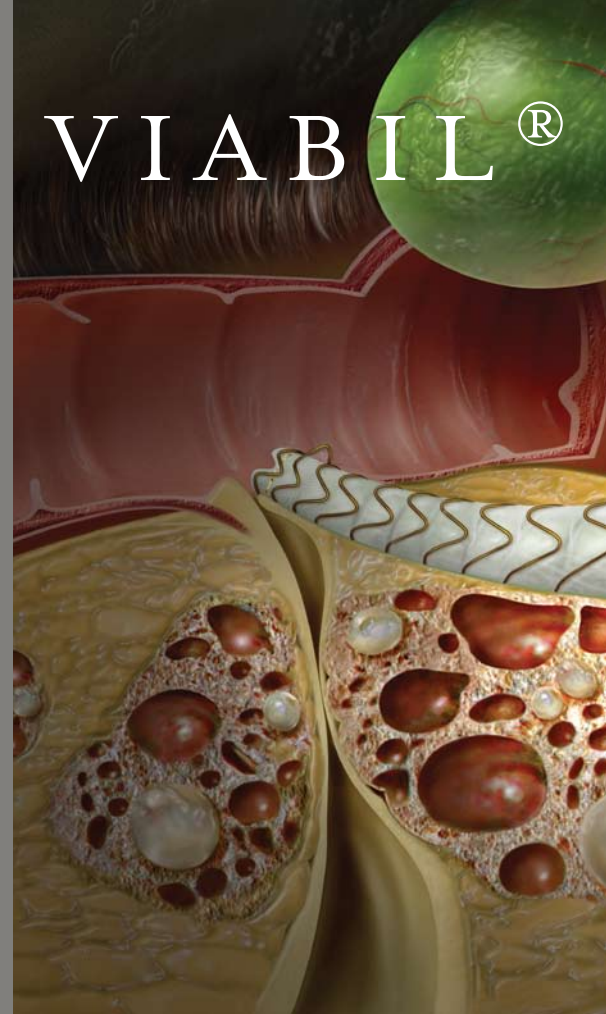
John T. Cunningham, MD, The University of Arizona Health Sciences Center, Tucson, AZ (U.S. Investigational Study)

"For the treatment of malignant biliary strictures, the Gore VIABIL covered biliary stent is a good treatment option because it has a high long term patency rate, due to the lack of tissue ingrowth and reduction of bile incrustation. It can be safely implanted transhepatically with 100% of technical success and does not migrate."

University Professor, Dr. Johannes Lammer, Department of Angiography and Interventional Radiology University Hospital Vienna, Austria

"The Gore covered biliary stent has been very effective in the treatment of malignant biliary occlusions. Our experience showed, so far, a very high patency rate, absolutely no migration of the device and no tumor ingrowth. It can be implanted percutaneously or endoscopically with excellent accuracy and high technical success."

Renan Uflacker, MD, Interventional Radiology Medical University of South Carolina, Charleston, SC (U.S. Investigational Study)



Deployment Sequence



Delivery System Attributes

Maneuverable

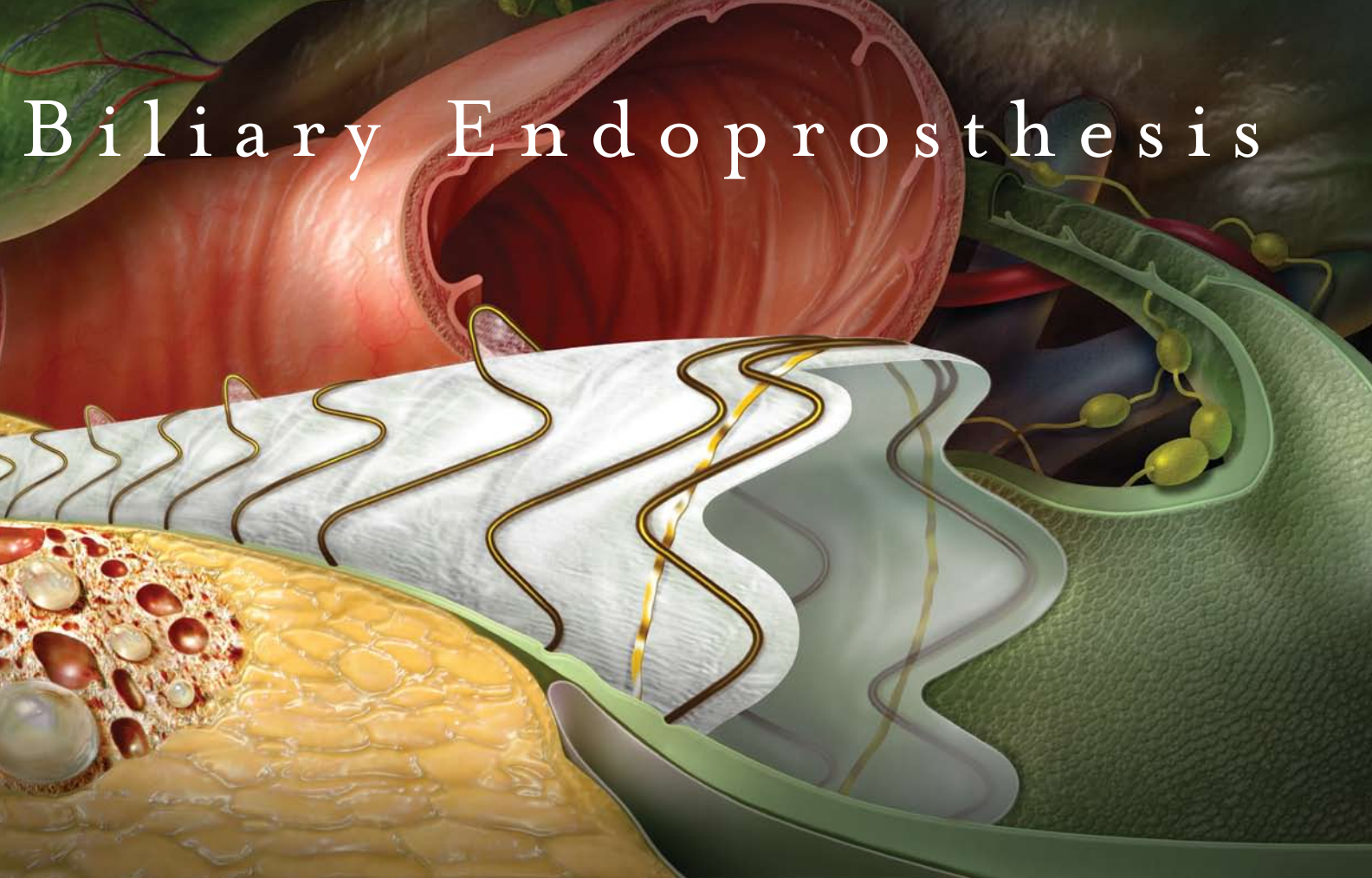
- Combined flexibility of the endoprosthesis and delivery system provides optimal deployment positioning.

Push-Rod Sheath Assembly

- Stiff push-rod and flexible outer sheath provide controlled and accurate delivery.

Radiopaque Markers

- Placed at the leading end of the outer sheath and the leading tip of the inner catheter, enable easy visualization and accurate placement.



Biliary Endoprosthesis

Endoprosthesis Attributes

Non-Porous ePTFE / FEP Liner

- Resists initial bacterial attachment minimizing the risk of bio-sludge occlusion.
- Thin-wall with exceptional strength provides a strong barrier to tumor ingrowth or tissue attachment.

Electro-Polished Nitinol Stent

- High radial strength at body temperature which enables resistance to compression.

Flexible Stent Design

- Provides optimal post-deployment conformation to the anatomy of each patient.

Self-Expanding / Self-Anchoring Design

- Allows easy and safe deployment.
- Prevents device migration.
- Covered anchor fins to prevent tissue encapsulation.

Non-Shortening Design

- Enables precise positioning.
- Length adjustable.*

Drainage Holes (available on some sizes)

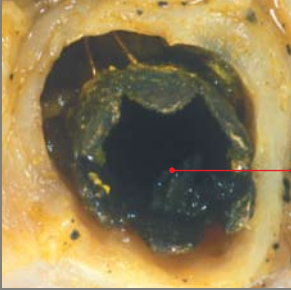
- Potentially reduces the risk of complications.
- Minimizes the need for multiple devices per patient.

Application Versatility

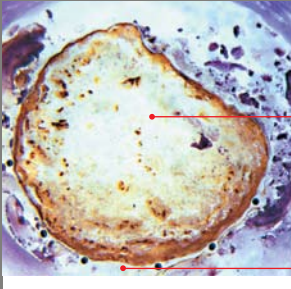
- Percutaneous and endoscopic approach, multiple diameters and lengths enable the treatment of most malignant biliary strictures.

* See Instructions For Use

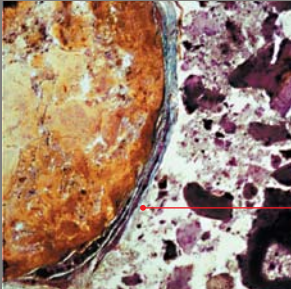
Gross (top) and histological cross-sections of a GORE VIABIL[®] Biliary Endoprosthesis retrieved 459 days post-operatively from a patient who died from tumor progression. The lumen of the device is patent and no tissue has penetrated the occlusive inner layer of ePTFE / FEP.



Patent lumen.



Minimal bile precipitate is attached to the internal wall of the endoprosthesis.



Neoplastic tissue is present on the outer surface of the endoprosthesis. The neoplastic tissue does not penetrate the ePTFE / FEP.



W. L. GORE & ASSOCIATES, INC.

Flagstaff, AZ 86004

800.437.8181 (US)

928.779.2771 (US)

00800.6334.4673 (EU)

goremical.com

This product is contraindicated for use in all cardiovascular applications.

This product may not be available in all markets pending regulatory clearance.

GORE, VIABIL[®], and designs are trademarks of W. L. Gore & Associates.
© 2001, 2003, 2006 W. L. Gore & Associates, Inc.
AD0967-EN3 SEPTEMBER 2006