

GORE® TAG®

Conformable Thoracic Stent Graft
with ACTIVE CONTROL System

Together, improving life



TAKE CONTROL

Working in the angulated, complex anatomy of the thoracic aorta requires high levels of precision and control.



The GORE® TAG® Conformable Thoracic Stent Graft with ACTIVE CONTROL System helps you deliver optimal results for your patients.

97%
technical
success¹



The power to be precise

The GORE® TAG® Conformable Thoracic Stent Graft with ACTIVE CONTROL System combines a durable, proven stent graft with a delivery system that offers controlled, staged deployment.

The system provides an intermediate stage before full deployment, where you can adjust positioning and angulation, while allowing continuous blood flow throughout the procedure. It is an intuitive system that allows you to focus more fully on your patients.

“You now have the time to place the device in the right intended landing zone due to this new deployment sequence.”

— Vascular Surgeon

Optimal placement

At the intermediate stage of deployment, the stent graft is expanded to approximately 50 percent of its diameter, providing additional opportunities to visualize and refine device positioning. This allows you to work with precision in both the proximal and distal landing zones.

For even more placement control, the stent graft remains attached to the catheter until released.

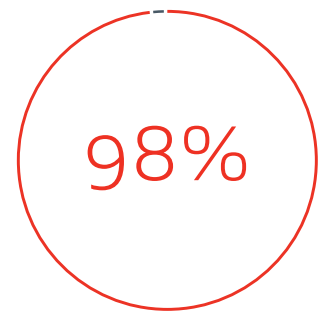
“This intermediate step gives you the option to rethink, refine your adjustment, and then go for final deployment.”

— Cardiothoracic surgeon

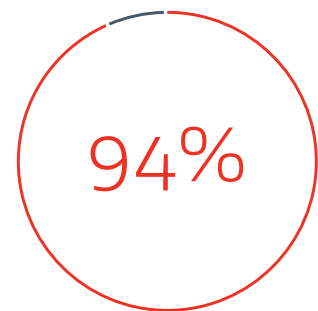
98% Reported no device-related issues¹

Exceptional conformability

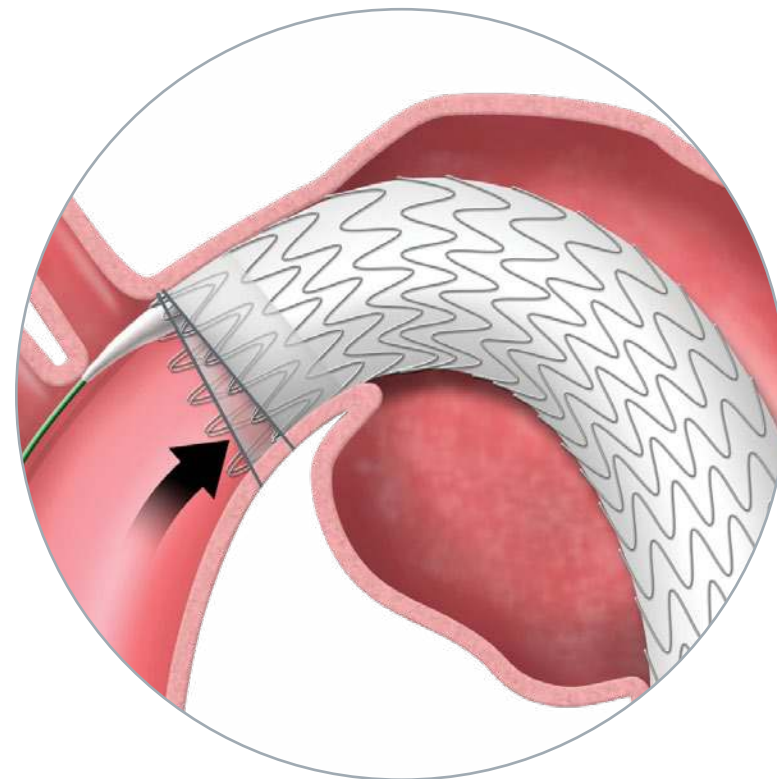
The system also includes a unique angulation control, available at the intermediate stage and then again after full deployment. This promotes 360° wall apposition and seal along the aortic wall and the inner curve of the aorta. That control, along with the exceptional conformability of the TAG® Conformable Thoracic Stent Graft itself, helps minimize the risk of endoleaks.



Reported that proximal wall apposition was acceptable at procedural completion¹



Reported that angulation control successfully achieved the desired effect¹

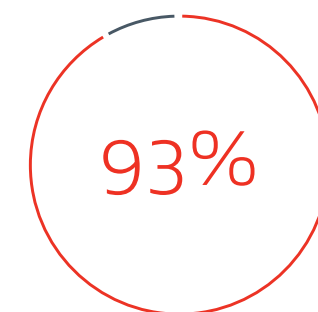


“The opportunity to adjust the angulation to the inner curvature of the aorta is a significant advancement to the ability to conform the device to the patient’s anatomy.”

— *Vascular surgeon*

Continuous blood flow

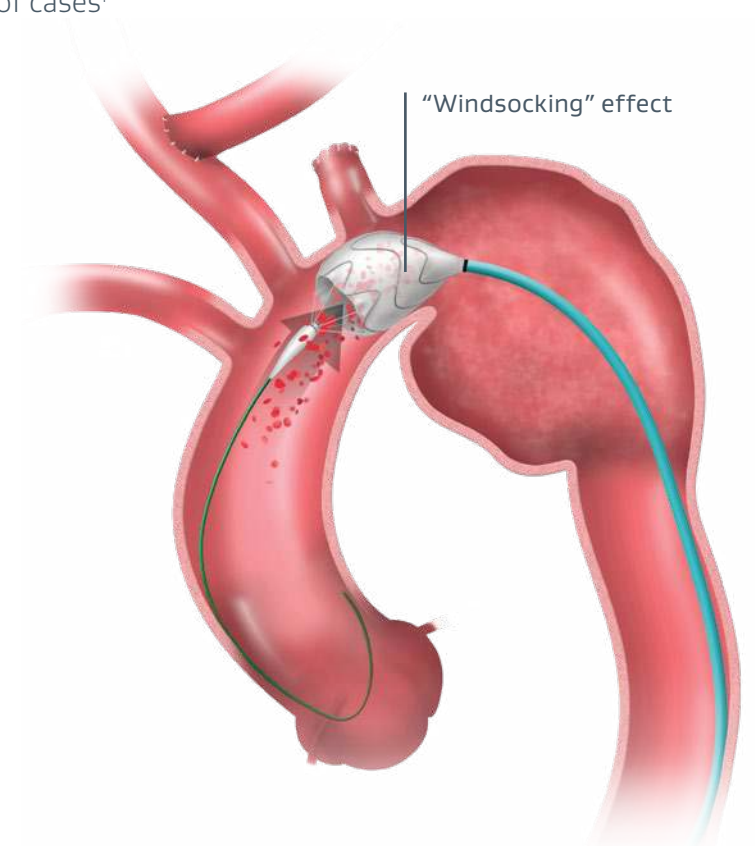
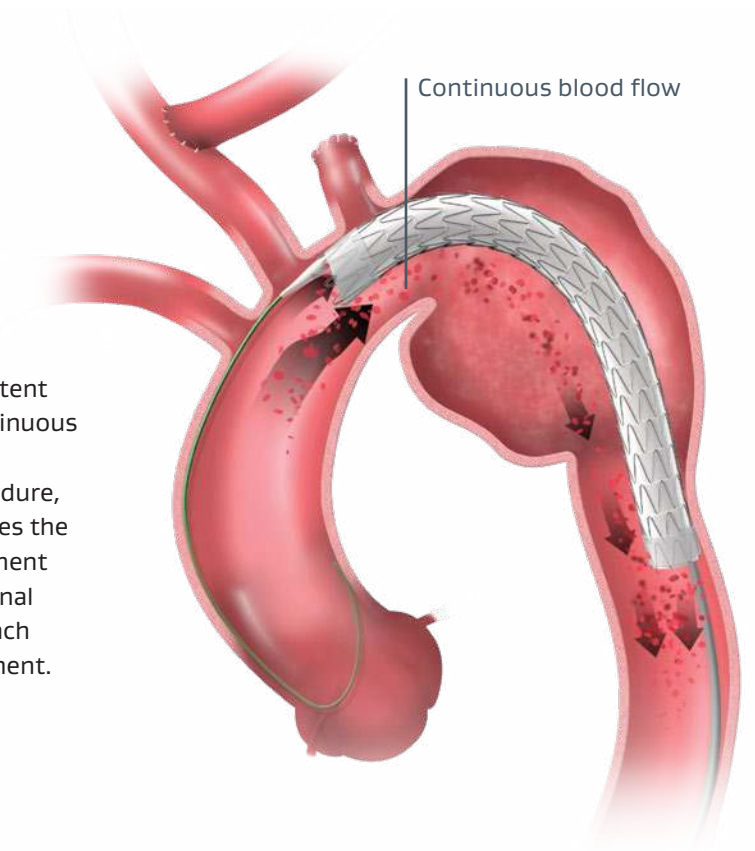
At the intermediate deployment phase, the stent graft is not at full diameter, allowing for continuous blood flow through the aorta. This promotes hemodynamic stability throughout the procedure, which minimizes “windsocking.” It also reduces the need for aggressive blood pressure management or use of rapid pacing. Without those additional challenges, you can focus on the details of each patient and each anatomy for optimal placement.



NO rapid pacing used in 93% of cases¹

“The stabler the hemodynamics, the better it is for the patient.”

— *Vascular surgeon*





Control in real time

To help maximize control, the system allows you to visualize and make adjustments in real time. During the intermediate deployment stage, you can correct for imaging parallax and refine placement and angulation as needed, with the ability to angulate at full diameter if needed. The opportunity to get real-time feedback and act on it immediately allows you to complete deployment with confidence.

“You can deploy the device to the intermediate diameter, shoot an additional angiogram and fine-tune your deployment.”
— *Vascular surgeon*



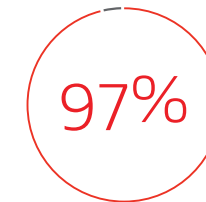
1.38 devices¹
per procedure
deployed with
confidence

Time-tested innovation

The GORE® ACTIVE CONTROL System is just the latest enhancement to the GORE® TAG® Device — A product supported by more than 20 years of TEVAR experience and clinical data with up to nine years of follow-up. It is an innovative product with a time tested legacy of helping physicians care for their patients.



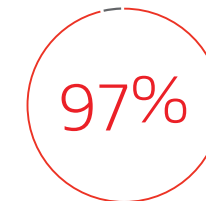
More than
200,000
devices distributed
worldwide*



Freedom
from device-related
reintervention† in
aneurysm patients



1st device
approved for endovascular
treatment of all etiologies



Type B dissection-related
Survival rate[†]



20 years
of TEVAR experience

ZERO

Type III endoleaks
Ruptures
Device fractures
Compressions or
conversions[†]
in transection patients

* More than 202,000 GORE® TAG® Devices distributed worldwide as part of IDE clinical trials and commercial use through September 23, 2020.

† GREAT is a prospective, observational, multicenter registry to actively track Gore commercial aortic endovascular device performance and associated patient outcomes in global markets with 10 years of follow-up. Data June 2017. Through 2-year follow-up. Aneurysm n=316; Transection n = 53; Type B dissection n = 269.

We lead the way in TEVAR innovation



- First thoracic stent graft approved in Europe, U.S. and Japan.*
- First device approved for endovascular treatment of aneurysms, transections and Type B dissections.
- First TEVAR device to reach 100,000 devices distributed.
- First TEVAR solution to feature angulation control and staged deployment with continuous blood flow.

* GORE® TAG® Device.

See it in action at [goremedical.com/tevarvideos](https://www.goremedical.com/tevarvideos)

1. W. L. Gore & Associates. Observational Registry Characterizing the Performance and Feature Use of the GORE® TAG® Conformable Thoracic Stent Graft Featuring ACTIVE CONTROL System. NLM Identifier: NCT03286400. Published September 18, 2017. Updated December 17, 2020. Accessed February 23, 2021. Available from: <https://clinicaltrials.gov/ct2/show/NCT03286400>

 Consult Instructions
for Use
[eifu.goremedical.com](https://www.eifu.goremedical.com)

INDICATIONS FOR USE IN THE U.S.: The GORE® TAG® Conformable Thoracic Stent Graft is intended for endovascular repair of all lesions of the descending thoracic aorta, including: isolated lesions in patients who have appropriate anatomy, including: adequate iliac/femoral access, aortic inner diameter in the range of 16-42 mm, ≥ 20 mm non-aneurysmal aorta proximal and distal to the lesion; Type B dissections in patients who have appropriate anatomy, including: adequate iliac/femoral access, ≥ 20 mm landing zone proximal to the primary entry tear; proximal extent of the landing zone must not be dissected, diameter at proximal extent of proximal landing zone in the range of 16-42 mm. **CONTRAINDICATIONS:** Patients with known sensitivities or allergies to the device materials; patients who have a condition that threatens to infect the graft. Refer to *Instructions for Use* at [eifu.goremedical.com](https://www.eifu.goremedical.com) for a complete description of all applicable indications, warnings, precautions and contraindications for the markets where this product is available. Rx Only **INDICATIONS FOR USE UNDER CE MARK:** The GORE® TAG® Conformable Thoracic Stent Graft is indicated for endovascular repair of the descending thoracic aorta. **CONTRAINDICATIONS:** Patients with known sensitivities or allergies to the device materials; patients with a systemic infection who may be at increased risk of endovascular graft infection. Refer to *Instructions for Use* at [eifu.goremedical.com](https://www.eifu.goremedical.com) for a complete description of all applicable indications, warnings, precautions and contraindications for the markets where this product is available. Rx Only

Products listed may not be available in all markets.

GORE, Together, improving life, ACTIVE CONTROL, TAG and designs are trademarks of W. L. Gore & Associates.
© 2021 W. L. Gore & Associates, Inc. 2144900-EN FEBRUARY 2021

W. L. Gore & Associates, Inc.
[goremedical.com](https://www.goremedical.com)

Asia Pacific +65 67332882 Australia/New Zealand 1800 680 424 Europe 00800 6334 4673
United States Flagstaff, AZ 86004 800 437 8181 928 779 2771

